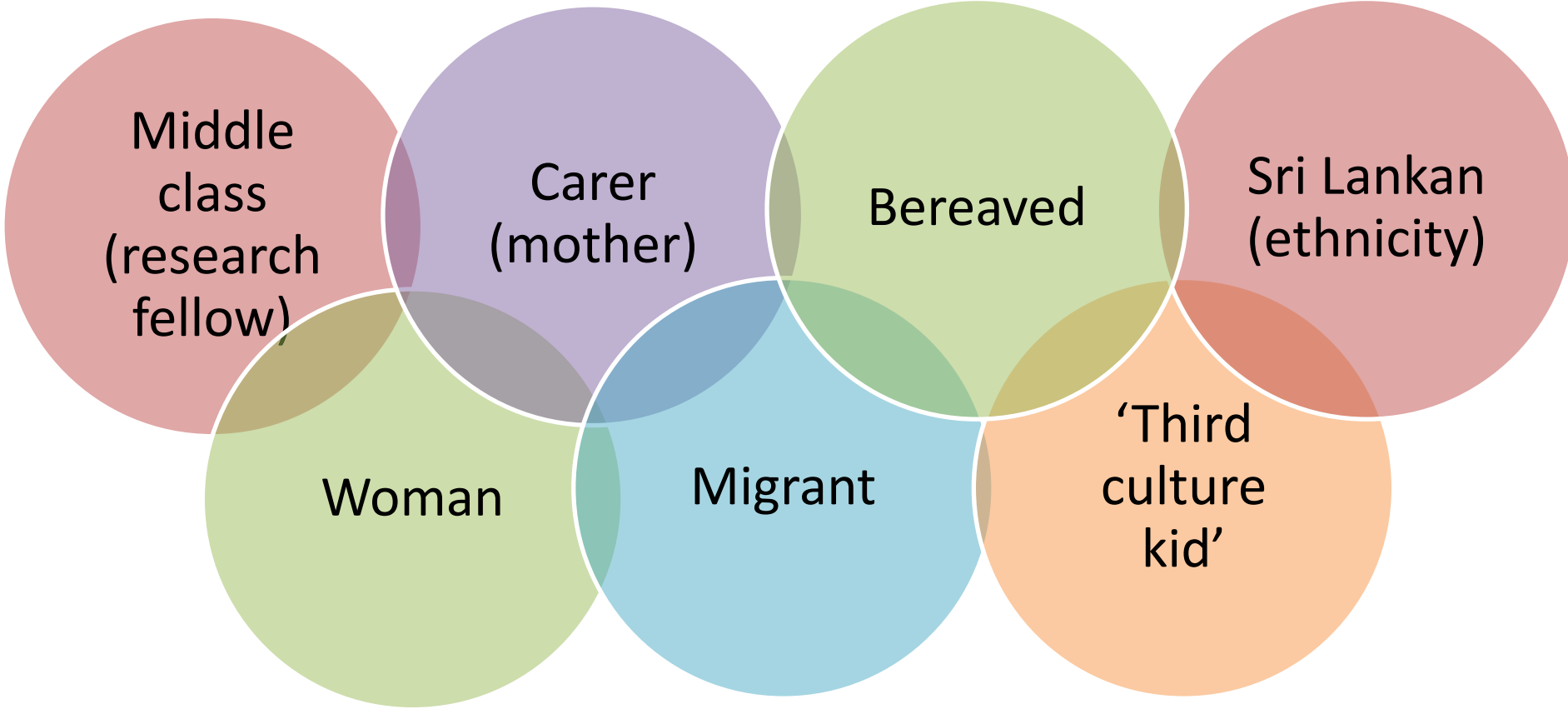




Suicide rates in ethnic minority groups in the UK

Dr Duleeka Knipe
@dee_knipe

NSPA Conference 2022



Middle
class
(research
fellow)

Carer
(mother)

Bereaved

Sri Lankan
(ethnicity)

Woman

Migrant

'Third
culture
kid'

- Overview of the UK data on suicide rates and ethnicity
- Limitations
- Reasons
- Recommendations

Socioeconomic disadvantage

Barriers to accessing services

Discrimination

Discrimination within services

Social norms

Acceptability of services



Ethnicity not recorded

Ethnicity assumed





Scan for paper

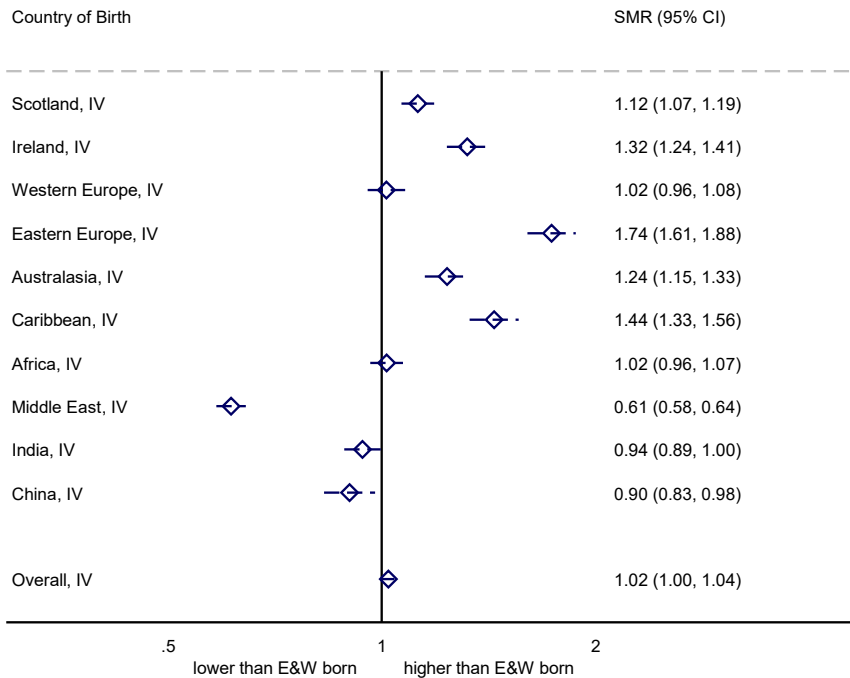
Soc Psychiatry Psychiatr Epidemiol (2011) 46:197–206
DOI 10.1007/s00127-010-0188-0

ORIGINAL PAPER

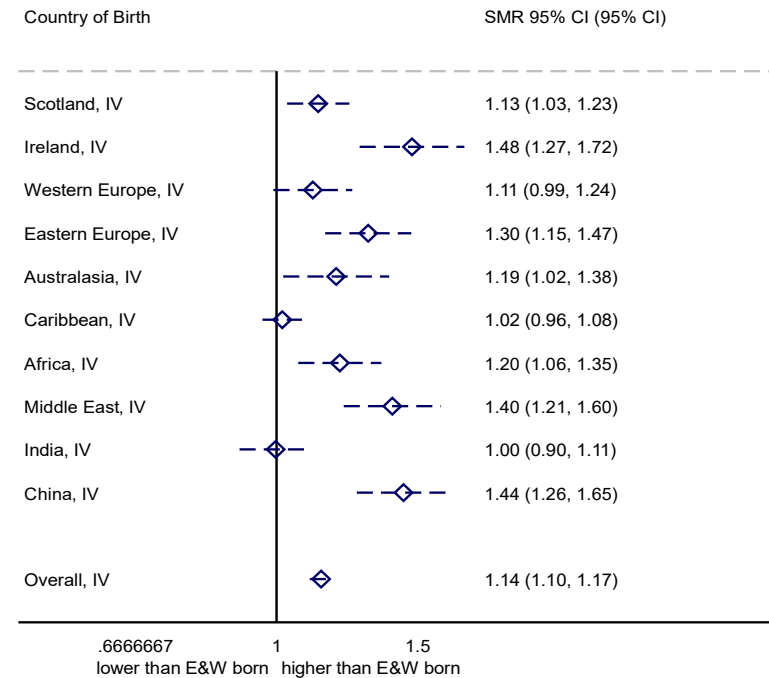
Suicides by country of birth groupings in England and Wales: age-associated trends and standardised mortality ratios

Ajit Shah · James Lindesay · Mick Dennis


Male



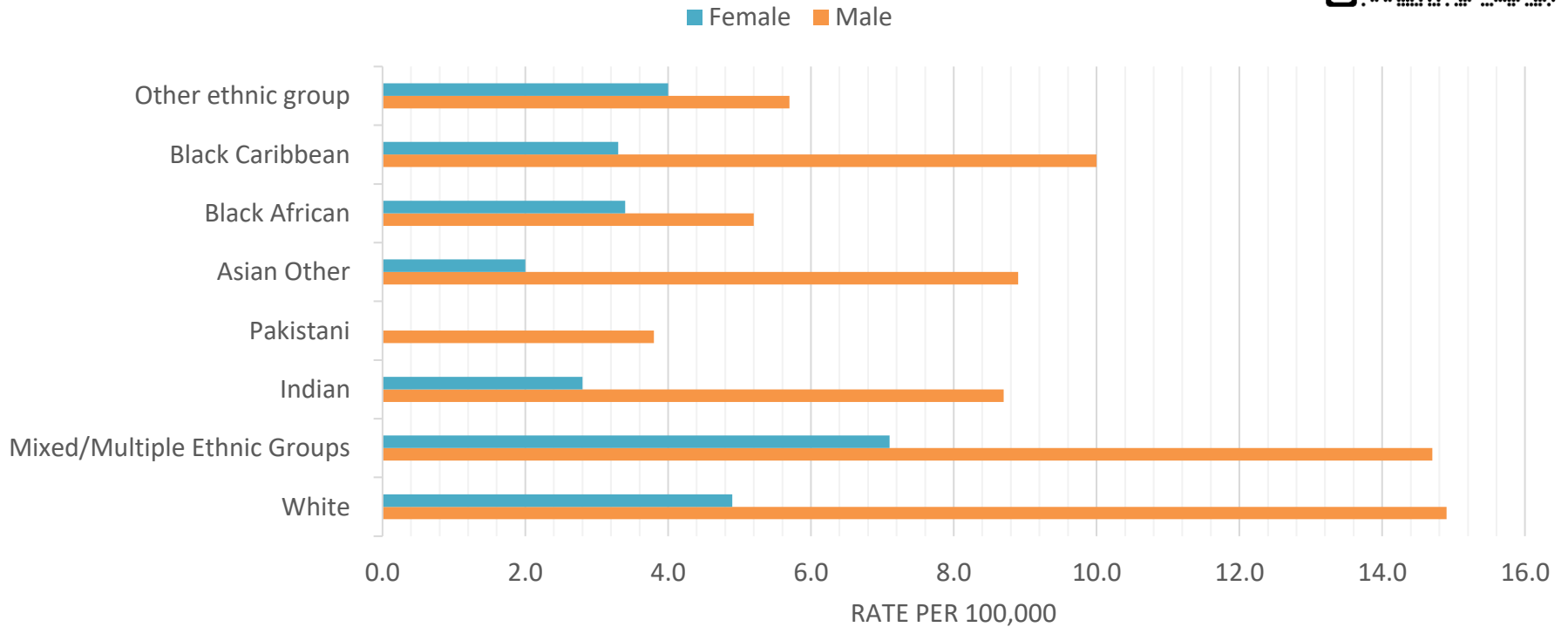
Female



ONS linked data



ONS Census linked Suicide data (2017-19)



Limitations

- Looking at White verses Non-white – not ethnic minority status
- Includes only people registered with a GP
- Census may not have been answered by non-English speaking individuals
- Missing new migrants
- Issues in linking deaths of individuals born in Central and Western Africa

Reasons

Finding	Possible reason
Higher rate of suicide in Mixed heritage and White individuals compared to other groups	Misclassification of suicide deaths by ethnicity? 

Suicide by age, ethnic group, coroners' verdicts and country of birth

A three-year survey in inner London

JAN NEELEMAN, VIVIENNE MAK and SIMON WESSELY

Br J Psychiatry 1997; **171**(5): 463-7.

Non-White individuals were **2 X less** likely to have a suicide verdict

South Asian women were less likely to have suicide verdict recorded



Death

Natural
causes

Suicide

Accidental

Homicide

'Open'

Narrative



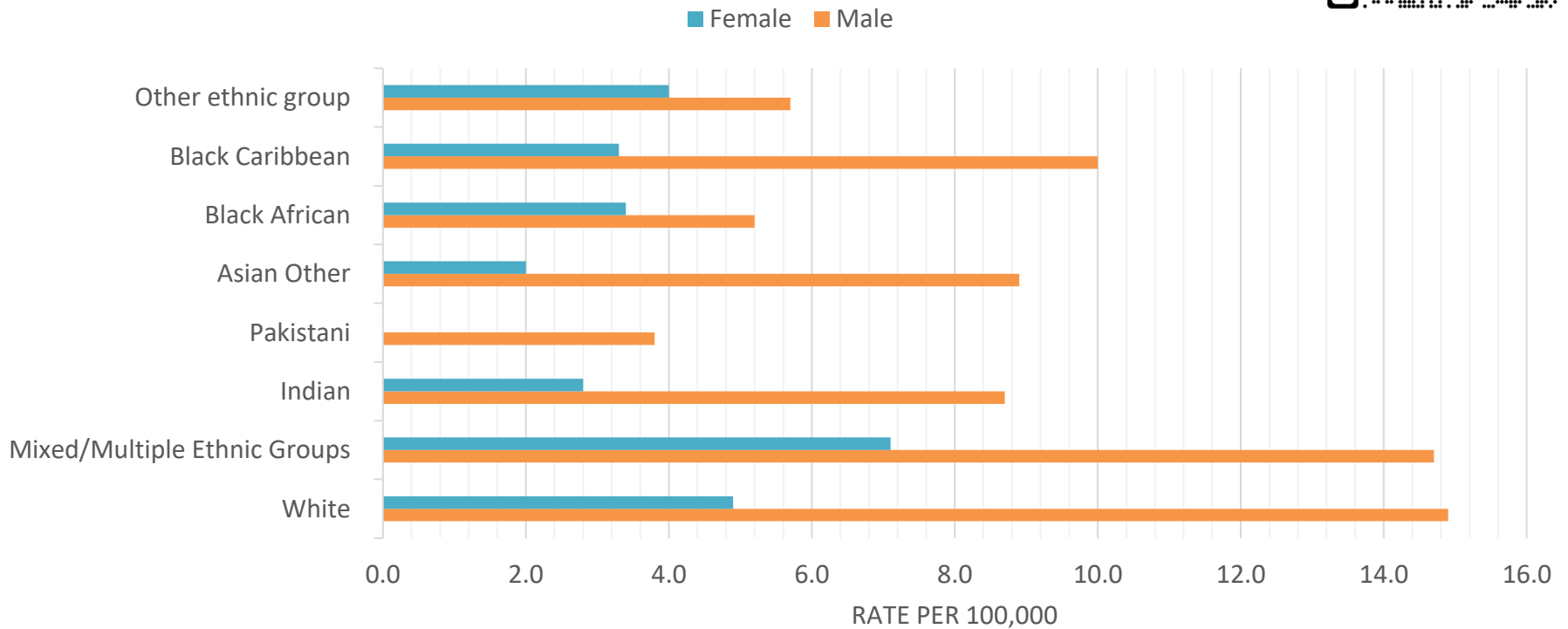
Completeness and usability of ethnicity data in UK-based primary care and hospital databases

Rohini Mathur¹, Krishnan Bhaskaran¹, Nish Chaturvedi², David A. Leon¹,
Tjeerd vanStaa^{1,3,4}, Emily Grundy⁵, Liam Smeeth¹

	HES match	Commonly misclassified* as
White (CPRD)	96%	
South Asian (CPRD)	49%	Mixed (68%)
Black (CPRD)	4%	Mixed (83%)
Mixed (CPRD)	16%	White (37%)
Other (CPRD)	29%	South Asian (50%)

* Assuming CPRD (i.e. GP data) are self-reported therefore gold standard

ONS Census linked Suicide data (2017-19)



Reasons

Finding	Possible reason
Higher rate of suicide in Mixed heritage and White individuals compared to other groups	Misclassification of suicide deaths by ethnicity?
High rate of suicide in Mixed heritage background individuals	Identity invalidation? Sense of belonging?

Recommendations

- Better data – shine a light on ethnicity
- Develop interventions to support individuals with mixed heritage

